



## AUTO - BASIC



## AUTO - Choice®

THE NEW DOOR CONCEPT

- EASY REPAIR ✓
- CRUSHPROOF ✓
- PERFECT SEALING ✓
- WIND RESISTANCE CLASS II ✓



EN 13241-1:2003 + A1:2011

## AUTO - BASIC




### SELF-SUPPORTING FRAME: MATERIALS AND COLOURS \*



\*RAL finishings are available only on Galvanized steel

### DOOR CURTAIN COLOURS



### SPECIFICATIONS

- ✓ Frame Self-supporting frame available in many materials and finishes
- ✓ Curtain Polyester PVC 1200 g/m2, self-extinguishing class II
- ✓ Engine MADE IN ITALY, suitable for intensive use.
- ✓ Control panel Integrated on gear motor, with Inverter system and pre-cabled with rapid connectors
- ✓ Guides high density Polyzene special profiles
- ✓ Speed 1,2 m/s
- ✓ Safety wireless safety edge inside the door bottom edge

### WINDOWS

CLEAR OPENING WIDTH	N° windows
1050 - 2100	1
2110 - 4250	2
4260 - 5990	3
6000 - 7000	4

Standard window mm 700x900 in PVC Cristal.

Other sizes available upon request.

### STANDARD SIZES

